

Primary Reports



2019-2020

Important parameters

- A nine point scale is used in the A-U GCSE and IGCSE scale
- In Y1-6 both primary schools will be reporting progress and attainment using the 1-9 point scale

Y1-6 Report Features

Parents

- * One RSB /LSG primary reporting / tracking document showing attainment and progress

Students

- * Clear understanding of their own attainment, progress and growth

Teachers

- * One tracking system for all subjects (Y1-12) attainment and progress
- * Enables more accurate comparisons of attainment (nationally and internationally)
- * Individualised target setting enables improved allocation of resources

What will the effect be?

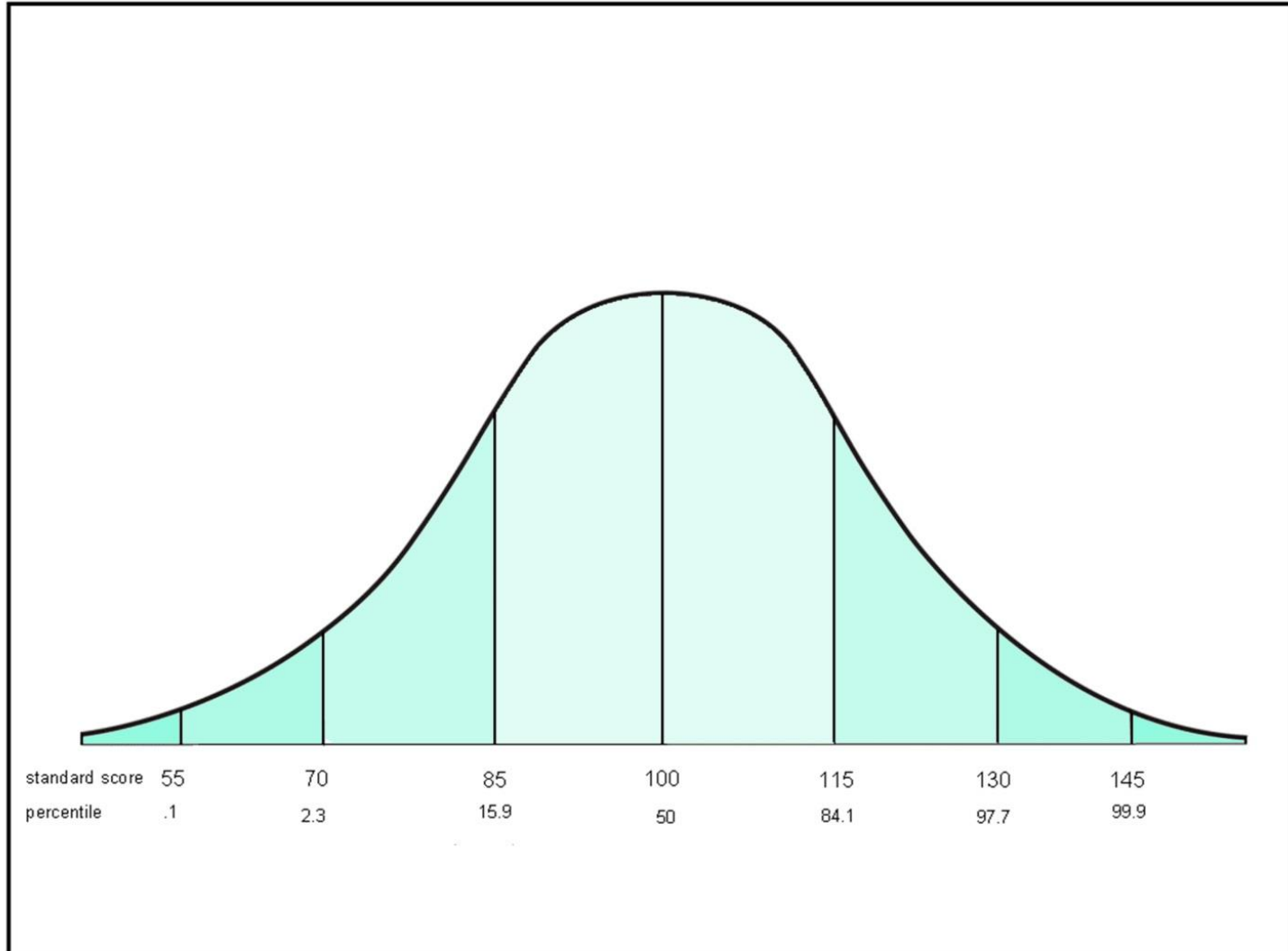
More accurate attainment information

- More RSB & LSG students graduating with grades that truly reflect their potential.

National Agenda

- Improved attainment will help UAE to meet the 2021 vision for education

Distribution of students



Attainment Scale

Academic Scale	Academic pathway
9	Outstanding
8	Above Expected Level (Above average)
7	
6	At Expected Level (Average)
5	
4	
3	Below Expected Level (Below average)
2	
1	Well below expected level

Academic Pathway October 2019

End of Y1	End of Y2	End of Y3	End of Y4	End of Y5	End of Y6	End of Y7	End of Y8	End of Y9	End of Y10 GCSE	End of Y11 GCSE	End of Year 12 Expected Graduation level																																																																																																														
<table border="1" style="width: 100%; border-collapse: collapse; text-align: center;"> <thead> <tr> <th style="width: 10%;">LSG/RSB Scale</th> <th style="width: 10%;">Academic pathway</th> </tr> </thead> <tbody> <tr><td>9</td><td style="background-color: #ffccff;">Outstanding</td></tr> <tr><td>8</td><td style="background-color: #ccffcc;">Above expected</td></tr> <tr><td>7</td><td style="background-color: #ccffcc;">Above expected</td></tr> <tr><td>6</td><td rowspan="3" style="background-color: #99ccff;">Expected</td></tr> <tr><td>5</td></tr> <tr><td style="color: red;">4</td></tr> <tr><td>3</td><td style="background-color: #ffcc99;">Below expected</td></tr> <tr><td>2</td><td style="background-color: #ffcc99;">Below expected</td></tr> <tr><td>1</td><td style="background-color: #ffcc00;">Well below expected</td></tr> </tbody> </table>												LSG/RSB Scale	Academic pathway	9	Outstanding	8	Above expected	7	Above expected	6	Expected	5	4	3	Below expected	2	Below expected	1	Well below expected																																																																																												
LSG/RSB Scale	Academic pathway																																																																																																																								
9	Outstanding																																																																																																																								
8	Above expected																																																																																																																								
7	Above expected																																																																																																																								
6	Expected																																																																																																																								
5																																																																																																																									
4																																																																																																																									
3	Below expected																																																																																																																								
2	Below expected																																																																																																																								
1	Well below expected																																																																																																																								
<table border="1" style="width: 100%; border-collapse: collapse; text-align: center;"> <thead> <tr> <th style="width: 10%;">Year 3</th> <th style="width: 10%;">Year 4</th> <th style="width: 10%;">Year 5</th> <th style="width: 10%;">Year 6</th> <th style="width: 10%;">Year 7</th> <th style="width: 10%;">Year 8</th> <th style="width: 10%;">Year 9</th> <th style="width: 10%;">Year 10</th> <th style="width: 10%;">Year 11</th> <th style="width: 10%;">Year 12</th> </tr> </thead> <tbody> <tr> <td>9</td><td>9</td><td>9</td><td>9</td><td>9</td><td>9</td><td>9</td><td>9</td><td>9</td><td>9</td> </tr> <tr> <td>8</td><td>8</td><td>8</td><td>8</td><td>8</td><td>8</td><td>8</td><td>8</td><td>8</td><td>8</td> </tr> <tr> <td>7</td><td>7</td><td>7</td><td>7</td><td>7</td><td>7</td><td>7</td><td>7</td><td>7</td><td>7</td> </tr> <tr> <td>6</td><td>6</td><td>6</td><td>6</td><td>6</td><td>6</td><td>6</td><td>6</td><td>6</td><td>6</td> </tr> <tr> <td>5</td><td>5</td><td>5</td><td>5</td><td>5</td><td>5</td><td>5</td><td>5</td><td>5</td><td>5</td> </tr> <tr> <td>4</td><td>4</td><td>4</td><td>4</td><td>4</td><td>4</td><td>4</td><td>4</td><td>4</td><td>4</td> </tr> <tr> <td>3</td><td>3</td><td>3</td><td>3</td><td>3</td><td>3</td><td>3</td><td>3</td><td>3</td><td>3</td> </tr> <tr> <td>2</td><td>2</td><td>2</td><td>2</td><td>2</td><td>2</td><td>2</td><td>2</td><td>2</td><td>2</td> </tr> <tr> <td>1</td><td>1</td><td>1</td><td>1</td><td>1</td><td>1</td><td>1</td><td>1</td><td>1</td><td>1</td> </tr> <tr> <td>0</td><td>0</td><td>0</td><td>0</td><td>0</td><td>0</td><td>0</td><td>0</td><td>0</td><td>0</td> </tr> </tbody> </table>												Year 3	Year 4	Year 5	Year 6	Year 7	Year 8	Year 9	Year 10	Year 11	Year 12	9	9	9	9	9	9	9	9	9	9	8	8	8	8	8	8	8	8	8	8	7	7	7	7	7	7	7	7	7	7	6	6	6	6	6	6	6	6	6	6	5	5	5	5	5	5	5	5	5	5	4	4	4	4	4	4	4	4	4	4	3	3	3	3	3	3	3	3	3	3	2	2	2	2	2	2	2	2	2	2	1	1	1	1	1	1	1	1	1	1	0	0	0	0	0	0	0	0	0	0
Year 3	Year 4	Year 5	Year 6	Year 7	Year 8	Year 9	Year 10	Year 11	Year 12																																																																																																																
9	9	9	9	9	9	9	9	9	9																																																																																																																
8	8	8	8	8	8	8	8	8	8																																																																																																																
7	7	7	7	7	7	7	7	7	7																																																																																																																
6	6	6	6	6	6	6	6	6	6																																																																																																																
5	5	5	5	5	5	5	5	5	5																																																																																																																
4	4	4	4	4	4	4	4	4	4																																																																																																																
3	3	3	3	3	3	3	3	3	3																																																																																																																
2	2	2	2	2	2	2	2	2	2																																																																																																																
1	1	1	1	1	1	1	1	1	1																																																																																																																
0	0	0	0	0	0	0	0	0	0																																																																																																																
<table border="1" style="width: 100%; border-collapse: collapse; text-align: center;"> <thead> <tr> <th style="width: 10%;">Outstanding</th> <th style="width: 10%;">Above expected</th> <th style="width: 10%;">Expected</th> <th style="width: 10%;">Below expected</th> <th style="width: 10%;">Well below expected</th> <th style="width: 10%;">U</th> </tr> </thead> <tbody> <tr> <td style="background-color: #ffccff;">Outstanding</td> <td style="background-color: #ccffcc;">Above expected</td> <td style="background-color: #99ccff;">Expected</td> <td style="background-color: #ffcc99;">Below expected</td> <td style="background-color: #ffcc00;">Well below expected</td> <td style="background-color: #e0f0ff;">U</td> </tr> </tbody> </table>												Outstanding	Above expected	Expected	Below expected	Well below expected	U	Outstanding	Above expected	Expected	Below expected	Well below expected	U																																																																																																		
Outstanding	Above expected	Expected	Below expected	Well below expected	U																																																																																																																				
Outstanding	Above expected	Expected	Below expected	Well below expected	U																																																																																																																				
<table border="1" style="width: 100%; border-collapse: collapse; text-align: center;"> <thead> <tr> <th style="width: 10%;">9 or A*</th> <th style="width: 10%;">8 or A/A*</th> <th style="width: 10%;">7 or A</th> <th style="width: 10%;">6 or B</th> <th style="width: 10%;">5 or B/C</th> <th style="width: 10%;">4 or C</th> <th style="width: 10%;">3 or D</th> <th style="width: 10%;">2 or E</th> <th style="width: 10%;">1 or F</th> <th style="width: 10%;">1 or G</th> <th style="width: 10%;">U</th> </tr> </thead> <tbody> <tr> <td style="background-color: #ffccff;">9 or A*</td> <td style="background-color: #ccffcc;">8 or A/A*</td> <td style="background-color: #ccffcc;">7 or A</td> <td style="background-color: #99ccff;">6 or B</td> <td style="background-color: #99ccff;">5 or B/C</td> <td style="background-color: #99ccff;">4 or C</td> <td style="background-color: #ffcc99;">3 or D</td> <td style="background-color: #ffcc99;">2 or E</td> <td style="background-color: #ffcc00;">1 or F</td> <td style="background-color: #ffcc00;">1 or G</td> <td style="background-color: #e0f0ff;">U</td> </tr> </tbody> </table>												9 or A*	8 or A/A*	7 or A	6 or B	5 or B/C	4 or C	3 or D	2 or E	1 or F	1 or G	U	9 or A*	8 or A/A*	7 or A	6 or B	5 or B/C	4 or C	3 or D	2 or E	1 or F	1 or G	U																																																																																								
9 or A*	8 or A/A*	7 or A	6 or B	5 or B/C	4 or C	3 or D	2 or E	1 or F	1 or G	U																																																																																																															
9 or A*	8 or A/A*	7 or A	6 or B	5 or B/C	4 or C	3 or D	2 or E	1 or F	1 or G	U																																																																																																															
<table border="1" style="width: 100%; border-collapse: collapse; text-align: center;"> <thead> <tr> <th style="width: 10%;">Advanced Diploma</th> <th style="width: 10%;">HSD Merit</th> <th style="width: 10%;">HSD Pass</th> <th style="width: 10%;">HSC pass</th> <th style="width: 10%;">Fail</th> </tr> </thead> <tbody> <tr> <td style="background-color: #336699;">Advanced Diploma</td> <td style="background-color: #336699;">HSD Merit</td> <td style="background-color: #ffffcc;">HSD Pass</td> <td style="background-color: #ffffcc;">HSC pass</td> <td style="background-color: #e0f0ff;">Fail</td> </tr> </tbody> </table>												Advanced Diploma	HSD Merit	HSD Pass	HSC pass	Fail	Advanced Diploma	HSD Merit	HSD Pass	HSC pass	Fail																																																																																																				
Advanced Diploma	HSD Merit	HSD Pass	HSC pass	Fail																																																																																																																					
Advanced Diploma	HSD Merit	HSD Pass	HSC pass	Fail																																																																																																																					

Arabic & Islamic Curriculum

Grade	%		Level
	from	to	
9	96	100	Outstanding level
8	91	95	Above expected level
7	86	90	
6	81	85	At expected level
5	76	80	
4	71	75	
3	66	70	Below expected level
2	61	65	
1		60	Well below expected level

October

MAG report - Parents' Meeting 1

Subject	Minimum Attainment Grade	Current Attainment	Current Progress	Attitude to Learning	المادة
	درجة التحصيل الصغرى	درجة التحصيل الحالية	التقدم الحالي	السلوك تجاه التعلم	
Arabic	3				اللغة العربية
Islamic Studies	3				الدراسات الإسلامية
English	4				اللغة الإنجليزية
Mathematics	4				الرياضيات
Science	2				علوم
Computing	4				تكنولوجيا المعلومات
Geography	3				الجغرافيا
History	3				التاريخ
Art & Design	3				الفن والتصميم
Music	4				الموسيقا
Physical Education	5				التربية الرياضية
PSME	2				التربية الشخصية والاجتماعية والأخلاقية

Setting Minimum Attainment Grades

- * MAGs are set every June
- * MAGs are predictions (based on internal, external results and teachers' knowledge of each learner)
- * MAGs are challenging but realistic
- * All students are expected to work hard to achieve their MAGs
- * MAGs can be exceeded! In fact we set targets to do this with specific students.

GL Assessments

- * GL Assessment used across schools in Dubai (for national and international comparison)
- * GL CAT4 tests provide a standardised measure of verbal ability (academic ability) and non verbal ability (academic potential)
- * GL Progress Tests in English, maths and science provide a stanine level : 1 lowest – 9 highest

***GL assessments + internal assessments
= Attainment Grade (on reports)***

Name, class, teacher information

PROGRESS REPORT

October 2017

Name English		الاسم باللغة العربية	
Class teacher	مربية الصف	Class	الصف

Subject details- attainment and progress

Subject	Minimum Attainment Grade	Current Attainment	Current Progress	Attitude to Learning	المادة
	درجة التحصيل الصغرى	درجة التحصيل الحالية	التقدم الحالي	السلوك تجاه التعلم	
Arabic	3	3			اللغة العربية
Islamic Studies	3	4			الدراسات الإسلامية
English	4	2			اللغة الإنجليزية
Mathematics	4	4			الرياضيات
Science	2	3			علوم
Computing	4	4			تكنولوجيا المعلومات
Geography	3	4			الجغرافيا
History	3	3			التاريخ
Art & Design	3	4			الفن والتصميم
Music	4	3			الموسيقى
Physical Education	5	5			التربية الرياضية
PSME	2	3			التربية الشخصية والاجتماعية والأخلاقية

Personal and Social information.

Colour coded, criteria set with examples statements to typify pupils

% Attendance to date	95%	% نسبة الحضور حتى تاريخ التقرير
% Punctuality to date	82%	% نسبة الالتزام حتى تاريخ التقرير
Absence this report period	2/40	الغياب خلال فترة التقرير
Lateness this report period	7/40	التأخر خلال فترة التقرير

Personal & social development		التطور الشخصي والاجتماعي
Contribution to school life		المشاركة في الحياة المدرسية

Attendance data

Contribution to school life- as above

Subject	Minimum Attainment Grade	Current Attainment	Current Progress	Attitude to Learning	Subject in Arabic
Arabic	3	3	Light Green	Light Green	
Islamic Studies	3	4	Dark Green	Light Green	
English	3	1	Red	Red	
Mathematics	2	2	Light Green	Light Green	
Science	2	3	Dark Green	Light Green	
Computing	3	3	Light Green	Light Green	
Geography	2	3	Dark Green	Dark Green	
History	3	3	Light Green	Light Green	
Art & Design	2	3	Dark Green	Dark Green	
Music	3	2	Yellow	Red	
Physical Education	4	4	Light Green	Yellow	
PSME (Personal, Social, Moral Education)	3	4	Dark Green	Dark Green	



Dark Green	One or more grades above the minimum attainment grade expected.
Light Green	Meeting the minimum attainment grade expected.
Yellow	One level below the minimum attainment grade expected.
Red	Two or more levels the minimum attainment grade expected.

Attendance & punctuality

Attendance		Punctuality	
Absence this report period	% attendance to date	Lateness this report period	% Punctuality to date
2/50	98%	12/50	76%

OUTSTANDING	98% + attendance/ punctuality
GOOD/ VERY GOOD	94%- 97% attendance/ punctuality
ACCEPTABLE	92- 93% attendance/ punctuality
WEAK	<92% attendance/ punctuality

LSG 2019-20 targets:

Attendance minimum 94%; Punctuality minimum 96%

Report summary

Attendance		Punctuality	
Absence this report period	% Attendance to date	Lateness this report period	% Punctuality to date
1/19	90%	5/19	95%

Attitude to Learning


Excellent

- A highly enthusiastic learner who always takes responsibility for her own learning
- Always on time and well prepared for lessons
- Focused and can reflect on her learning to evaluate strengths and weaknesses
- Can interact and collaborate very effectively in a wide range of learning situations
- Can use learning technologies independently and very effectively
- Is innovative, enterprising and takes great pride in her work.
- Demonstrates a high level of independence and resilience and strives for high standards

Serious Concerns


- Is very easily distracted and/or distracts others
- Requires constant teacher direction
- Does not show an interest in learning
- Does not evaluate the quality of her learning or attempt to improve
- Is unable to work with independence and shows no initiative or innovation
- Is unable to use learning technologies effectively for research purposes
- Displays no resilience.

Contribution to school life



Excellent participation in and commitment to clubs and school teams. An enthusiastic team member. An excellent ambassador of the school during external trips and camps. Accepts and carries out roles of responsibility with great success.

Personal & social skills



Moves around school independently and sensibly at all times. Interactions with all adults and peers are positive, polite and respectful. Demonstrates kindness, tolerance and support for others. Will listen to the views of others and resolves any conflicts positively and calmly. Understands the importance of asking for help and demonstrates an ability to learn from their mistakes.

Annual Primary Reporting Cycle

October	MAG report shared with parents (excludes Y1 and new students) <ul style="list-style-type: none">• Minimum Attainment Grades shown• Attendance & punctuality data shown Parents' Meeting 1 – all students <ul style="list-style-type: none">• Y2-6 Discuss Minimum Attainment Grades, attendance and punctuality to date (excepting new students)• Share strategies to support progress (all students FS1-Y6)
December	Progress Report 1 distributed to parents (Y1 - 6) <ul style="list-style-type: none">• Parents access this report via the Engage Parent Portal
March	Progress Report 2 published to parents (Y1 - 6) <ul style="list-style-type: none">• Updated report published to parents Parents' Meeting 2 (Y1 - 6) <ul style="list-style-type: none">• Discuss progress & attendance and punctuality to date• Discuss next steps to support the children in meeting the end of year MAGs
June	Summative end of year report (Y1-6) Detailing attainment and progress

Y1 students

- * Your child will not receive a MAG report in October
- * Your child's MAGs will be shared with you on the Progress Report 1 in December

New students in Y2-6

- Your child will not receive a MAG report in October
- Your child's MAGs will be shared with you on the Progress Report 1 in December

FS Annual Reporting Cycle

October	Parents' Meeting 1 Teachers and parents discuss settling in and term targets
February	FS Mid –Year Report is distributed to parents Parents' Meeting 2 Teachers and parents discuss progress and targets
June	End of Year report is distributed to parents via the Engage Parent Portal Fs2 students receive Early Learning Goals report

****Parents are encouraged to make an appointment to meet with their child's teachers at any pint in the year if they have any queries or concerns***

Parents' Meetings – October

RSB Monday 14th and Tuesday 15th October

LSG Monday 7th and Wednesday 9th October

same system at both LSG & RSB Primary

- * Appointments booked on line – be sure to confirm interpreter
- * Students go home at lunch time
- * Meetings begin at after student dismissal and staff lunch
- * Students from Y2-Y6 are encouraged to attend with parents

What can I do now?

- * Ask us questions
- * Revisit this information on our websites
- * Attend Parents' Meetings
- * Support your child:
 1. talk with your child about their learning at school
 2. support your child with English and Arabic home work
 3. act on our advice from the parents' meetings
 4. work with us – together, we make a great team!

Thank you!

- * For listening today
- * For working together with us in doing all that we can to provide the best opportunities for LSG & RSB students